

Standard Preparation 700 mm Cupboard Sink with 1 Bowl & 1 Door

ITEM # _____

MODEL # _____

NAME # _____

SIS # _____

AIA # _____



132817 (MLA716PN)

 Cupboard Sink with 1 bowl
500x500mm and 1 hinged
door, 700mm

Short Form Specification

Item No. _____

Made entirely from stainless steel. Inner welded frame in stainless steel. Unique connection of panels to inner frame. The 50mm high worktop in 304 AISI stainless steel, 1mm in thickness, incorporates a layer of sound deadening material and has upturned edges. Upstand (h=100mm) with 8mm rounded edge. Sound-deadened hinged door. Base panel in 304 AISI stainless steel and height-adjustable intermediate shelf. Sink bowl in 304 AISI stainless steel with overflow pipe and drain hole. Mounted on feet, adjustable in height.

Main Features

- Ideal for central positioning in the kitchen, either as island installation or back to back.
- Sturdiness, stability and reliability of table accurately tested.

Construction

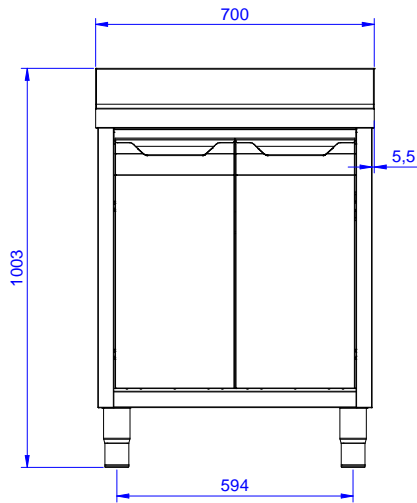
- Inner welded frame in stainless steel to guarantee superior strength and stability.
- Easy access to the cupboard interior on all lengths guaranteed by the use of only 2 doors.
- Reinforced side and base panel in 304 AISI stainless steel.
- 304 AISI stainless steel feet, 200 mm high and 54 mm in diameter, adjustable by -50/+30 mm.
- 100 mm upstand with 10 mm radiused corner and 13 mm deep, designed to be used against a wall.
- 50 mm worktop in 304 AISI stainless steel, 10/10 in thickness with overflow rim along the top.
- Hinged door with sound deadening internal panels, fitted with 304 AISI stainless steel hinges on the inner sides.
- Wide range of taps are available to suit every need.

Optional Accessories

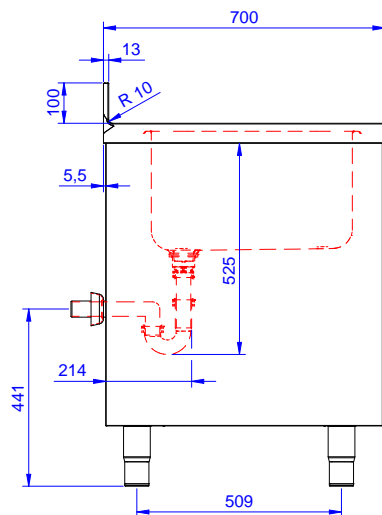
- Wheel kit for cupboards, 4 wheels (2 with brakes), D=100 mm PNC 855299
- Elbow operated mixer tap with PNC 855322
spout 3/4", single hole
- Elbow operated mixer tap with PNC 855323
short spout 3/4", single hole
- Foot operated mixer tap (hot and cold) with spout 3/4" PNC 855328
- Single plastic drain syphon 2" for Sinks PNC 895313

APPROVAL: _____

Front

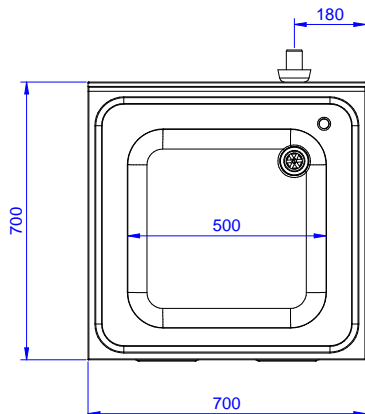


Side



D = Drain

Top


Key Information:

Cabinet width:	
132817 (MLA716PN)	645 mm
Cabinet depth:	645 mm
Cabinet height:	380 mm
External dimensions, Width:	700 mm
External dimensions, Depth:	700 mm
External dimensions, Height:	1000 mm
Upstand Dimensions, Height:	100 mm
Upstand Dimensions, Depth:	13 mm
Upstand Dimensions, Radius:	R=10
Bowls number	1
Bowl dimensions	500x500xH300
Number and type of doors:	2 Hinged
Worktop thickness:	50 mm
Net weight:	40 kg